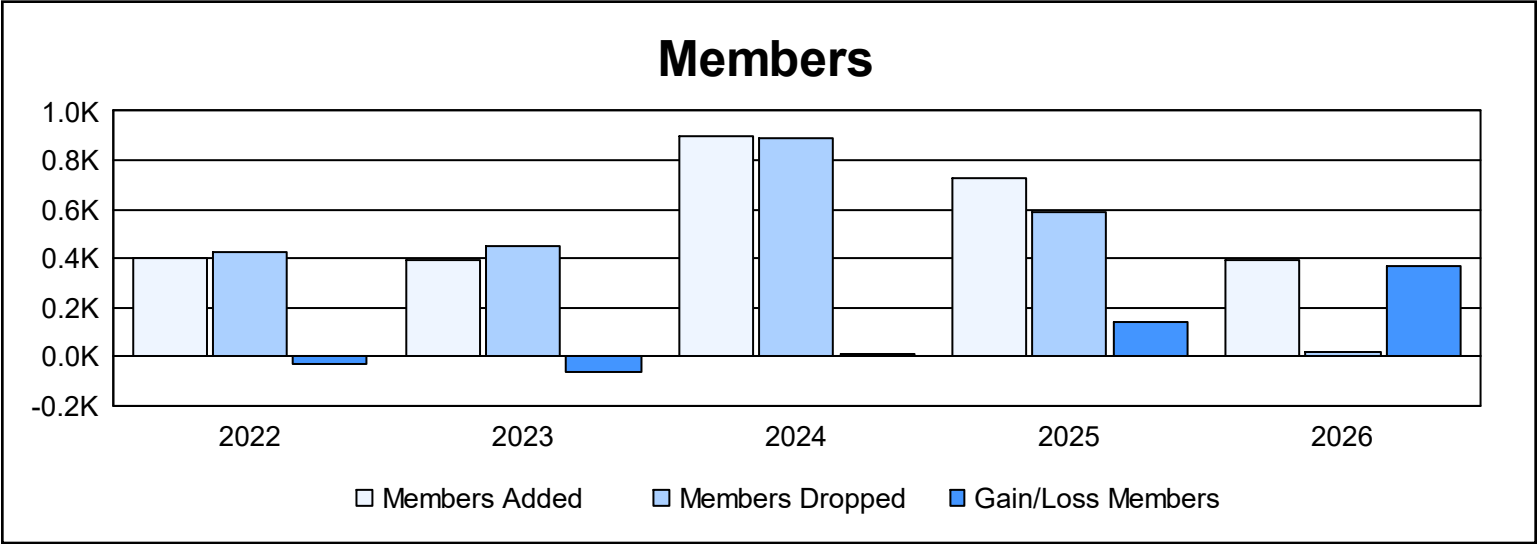
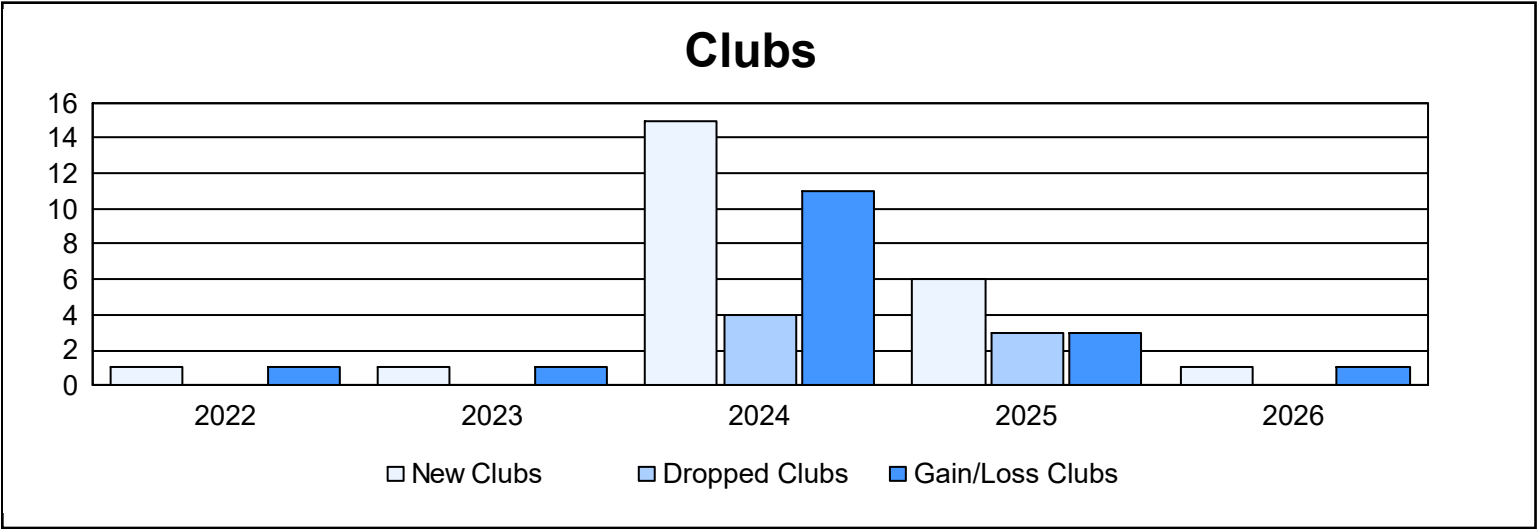
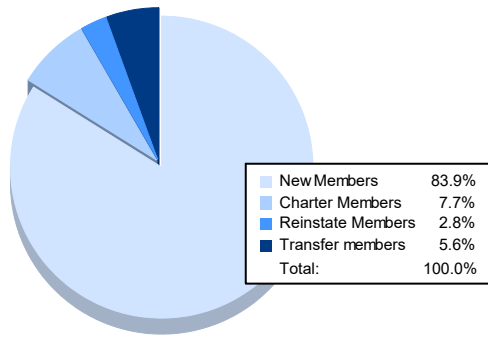


| Year | New Clubs | Dropped Clubs | Gain/ Loss Clubs | New Members | Charter Members | Reinstate Members | Transfer Members | Total Member Added | Total Members Dropped | Gain/ Loss Members |
|-----------|-----------|---------------|------------------|-------------|-----------------|-------------------|------------------|--------------------|-----------------------|--------------------|
| 2021-2022 | 1 | 0 | 1 | 306 | 36 | 45 | 12 | 399 | 429 | -30 |
| 2022-2023 | 1 | 0 | 1 | 317 | 38 | 14 | 21 | 390 | 452 | -62 |
| 2023-2024 | 15 | 4 | 11 | 438 | 426 | 18 | 16 | 898 | 890 | 8 |
| 2024-2025 | 6 | 3 | 3 | 471 | 221 | 16 | 19 | 727 | 589 | 138 |
| 2025-2026 | 1 | 0 | 1 | 328 | 30 | 11 | 22 | 391 | 20 | 371 |
| Average | 5 | 1 | 3 | 372 | 150 | 21 | 18 | 561 | 476 | 85 |



Membership Composition

November 2025 Cumulative



Gender Composition

November 2025 Cumulative

